

NEVIG03A/B/C

CREE CE IP67 30000H



NEVIG03A



NEVIG03B



NEVIG03C

CONSTRUCTION:

- Material: Aluminum+glass lens
- Weather resistant hard anodized nish
- Frosted glass lens
- LEDs: CREE high power for 3W
- 2M of power cable included
- Installation: Recessed

OPTIONS:

- Waterproof: IP67 glue-free or IP68 underwater versions
- Cover: One way, two ways, three ways
- Input: AC/DC 12V or 24V (AC-magnetic transformer, DC-constant voltage driver)

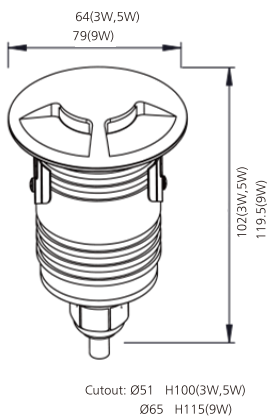
APPLICATIONS:

- Outdoor decorative lighting
- Paths
- Squares and parks

TECHNICAL DETAILS:

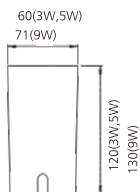
Model	Watts	Color Temp	Lumens	CRI	Input
NEVIG03A/B/C	3W	3000K	250lm	>80	AC/DC 12V

Dimension



Optional accessories

■ Mounting sleeve for in-ground installation



■ IP68 junction box



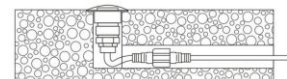
JB2001
For single fixture installation



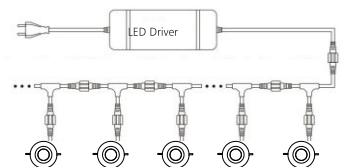
JB3001
For continuous fixtures installation

Installation

■ Single fixture



■ Continuous fixtures



Less than 3M between fittings and driver